

# Diasphere<sup>®</sup>

is Organic Polymer  
Bead of ASP

**Diffusion Agents** of diffusion film and plate

**Matting/Texture Agent** of paint, Ink and plastic

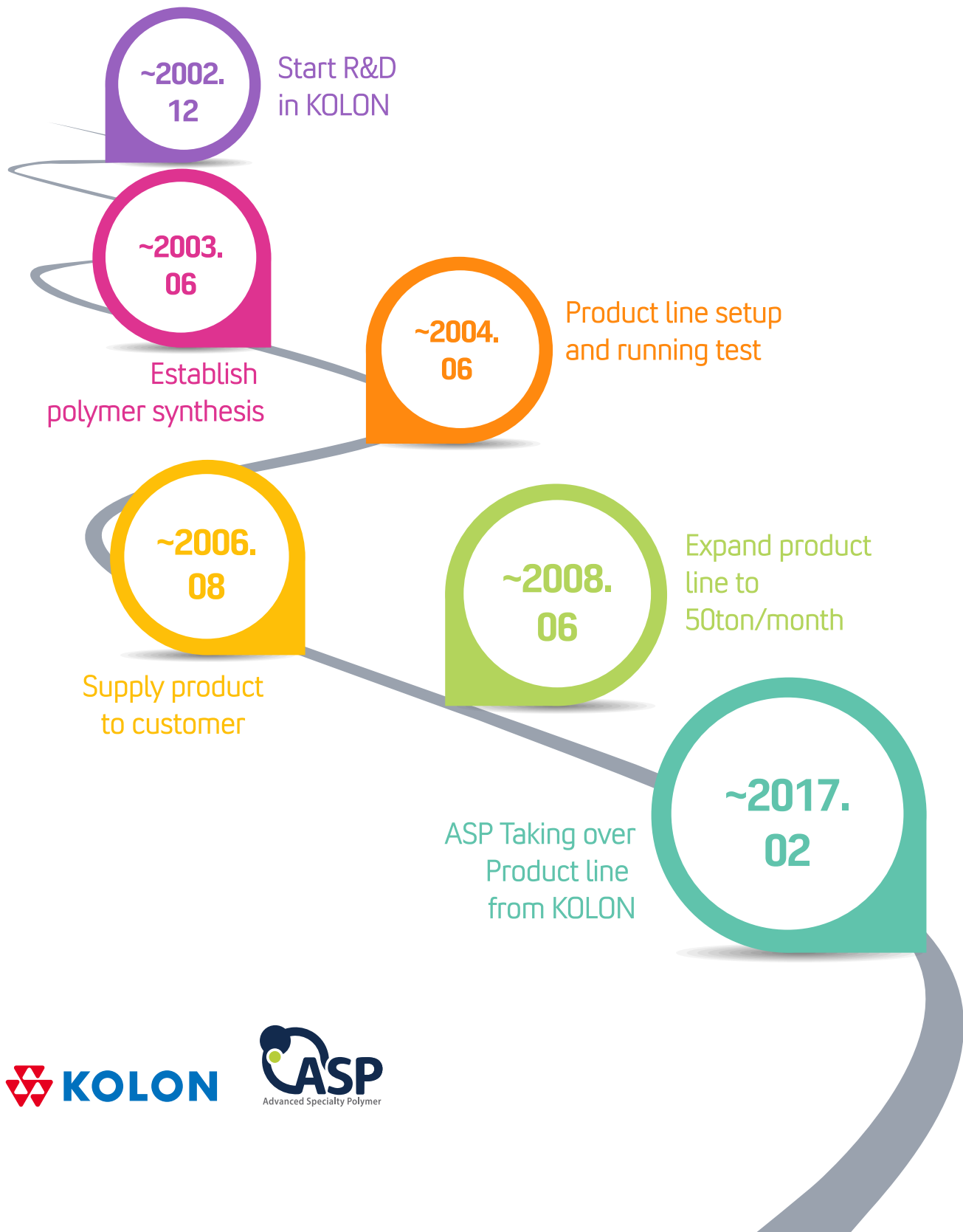
**Anti-blocking Agents** of Packaging PP film and Leather surface

**Anti-Glare Agents** of functional film

**Pore forming agents** of ceramic material


**Filler** of Cosmetics and Toiletries

Advanced Specialty  
Polymer Ltd. for  
**Diasphere®**



## Diasphere<sup>®</sup> is the brand name of ASP Co., Ltd

- Spherical polymeric beads having 0.2 ~ 100 $\mu$ m average particle size by very unique polymerization technique.
- Functional organic polymeric bead based on acrylic monomer and its co-monomer, styrene monomer and silane derivatives.
- Application : Light diffusing agent for light diffusing film and plate, texture and anti-slip agent for paint and coatings, filler for cosmetics and toiletries, delustering/texture and anti-blocking agent for plastics and film, pore forming agent for ceramic material and so on.



Display



Lighting Plate



Home appliance



Packaging film



Car DPF/GPF



Cosmetics










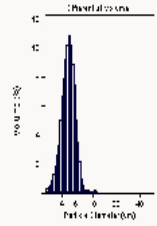
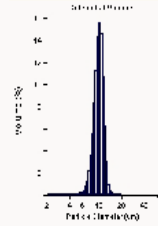
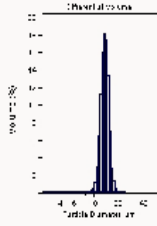
## Diasphere<sup>®</sup> Line-up

Material	Grade	Ave. Particle Size(um)	Refractive Index	Thermal Property <sup>1)</sup>	Hardness <sup>2)</sup>
Acrylic Polymer (PBMA)	BH-5	5	1.48	240℃~260℃	10
	BH-10	10			
Acrylic Polymer (PMMA)	MH-3FHD	3	1.49	315℃	27
	MH-4FHD	4		320℃	
	MH-5FHD	5		322℃	
	MH-5FD	5		240℃~260℃	
	MH-10FD	10			
	MH-15FD	14			
	MH-20FD	20			
	MH-25FD	24			
	MH-30FD	30			
	MH-40FD	40			
	MH-50FD	50			
	MH-60FD	60			
	MH-70FD	70			
	MH-80FD	80			
	MH-100FD	100			
Styrene Polymer (PS)	MS-3FHC	3	1.59	310℃	25
	MS-5FHC	5			
	MS-10FHC	10			
Core/shell type Styrene Polymer in water base (PS)	SNX-200H	0.2	1.49	295℃	25
	SNX-400H	0.4			
	SNX-600H	0.6			
Silicone (PMSQ)	KS-200	2	1.42	Over 400℃	15
	KS-500	5			
	KS-1000	10			






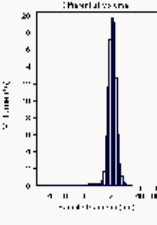
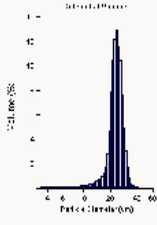
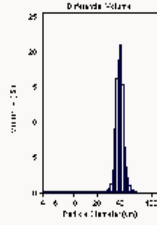
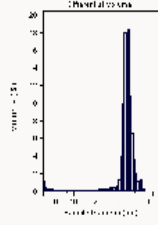
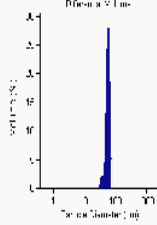
1) 3% Weight Loss by TGA

2) 10% Compression Strength, Mpa by MCTM

Diasphere®  
Line-up

	PMMA				
	MH-3FHD	MH-4FHD	MH-5FHD/5FD	MH-10FD	MH-15FD
SIZE(μm)	3	4	5	10	13
SEM Image					
PSD					






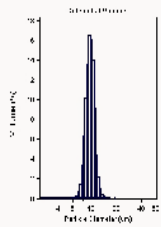
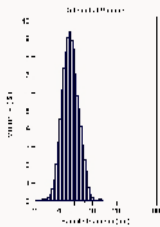

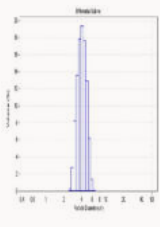
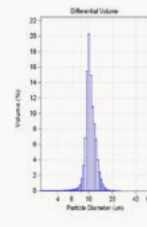
•SEM Image : MH-3FHD, 4FHD, 5FHD x 2.0k and 10FD, 15FD x 1.0k  
•PSD(Particle Size Distribution) : Coulter Multisizer 4

	PMMA				
	MH-20FD	MH-25FD	MH-40FD	MH-60FD	MH-80FD
SIZE(μm)	20	25	40	60	80
SEM Image					
PSD					

•SEM Image : MH-20FD, 25FDx1.0k and MH-40FD, 60FD, 80FDx500  
•PSD(Particle Size Distribution) : Coulter Multisizer 4, LS 13 320



## Diasphere® Line-up


	Styrene	PBMA	Silicone		
	MS-10FHC	BH-5	KS-200C	KS-500	KS-1000
SIZE(μm)	10	5	2	5	9
SEM Image					
PSD					

•SEM Image : MS-10FHC, BH-5 x 1.0k and Silicone x 2.0k

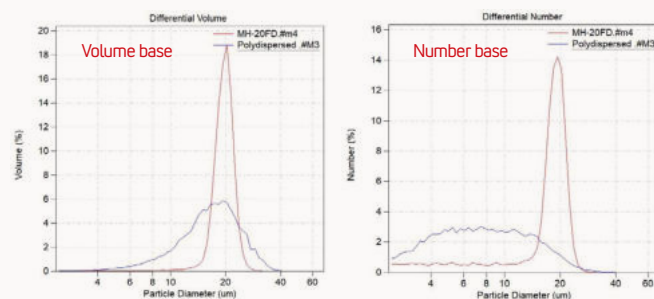
•PSD(Particle Size Distribution) : Coulter Multisizer 4

## Key Characteristic of Diasphere®

### 1) Narrow size distribution

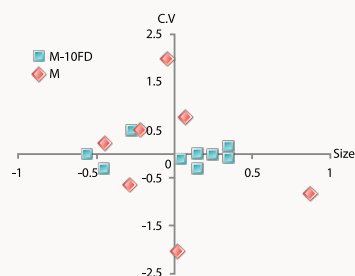


Same method as  
polydispersed bead,  
but provide close to  
monodispersed product



Provide very narrower  
size distribution than  
polydispersed one and  
see the big difference in  
volume mode and even  
more in number mode.

## Key Characteristic of Diasphere®



• Each of square and diamond values mean the variance from mean value.

## 2) Quality Reliability

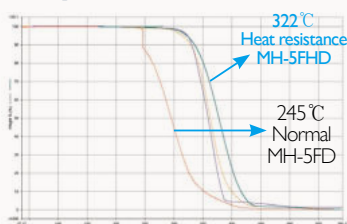
- Lower Deviation of Avg. and C.V., Higher Quality Reliability
- Support customer to give higher quality solution

C.V. and Mean size data of MH-10FD and competitor

C.V.(%)	1	2	3	4	5	6	7	8	9	AVG.	Standard Deviation
MH-10FD	15.0	14.8	14.8	15.1	15.0	15.1	15.2	15.6	15.1	15.08	0.24
"M"	38.9	39.2	37.8	38.6	37.6	36.4	40.4			38.41	1.29
Size(μm)	1	2	3	4	5	6	7	8	9		
MH-10FD	10.0	9.8	9.2	9.1	9.7	9.9	10.0	9.4	9.4	9.66	0.34
"M"	11.9	12.2	11.8	11.6	12.9	12.1	12.1			12.09	0.42

• "M" : Competitor "S" 10μm polydispersed PMMA

## Decomposition Temperature(97%)



• TGA Test

## 3) Higher Heat Resistance Organic Polymer Bead

- Higher decomposition temperature than normal organic bead.
- Not yellowed in process because of less weight loss.
- Recommended where resins are kneaded with high temperature.
- At 280°C oven test, Heat resistance bead show concrete thermal properties.

300°C Oven Test	10min	30min	Color Change	Drying Loss
Heat Resistance			No	1.5%
Normal			Yellow	62.2%


- 10% Bead in M/B with PC matrix and 5% M/B is loaded in PC sheet.

	L*	a*	b*	YI
Heat 5FD MB	76.96	-0.85	0.97	
Normal 5FD MB	75.31	-0.83	1.33	
Heat 5FD PC Sheet	78.81	-0.187	1.407	2.43
Normal 5FD PC Sheet	77.88	-0.302	1.913	3.37

## Characteristic of Diasphere® for New Application




### New Products

Poly(St-co-Acrylate)



Functional  
Silane end-group

Highly crosslinked Polystyrene core/shell structured nano size particle


Name	SNX-200H	SNX-400H	SNX-600H
Particle size(nm)	200	400	600
SEM Image (15K)			

• Particle size is measured by Malvern Zetasizer

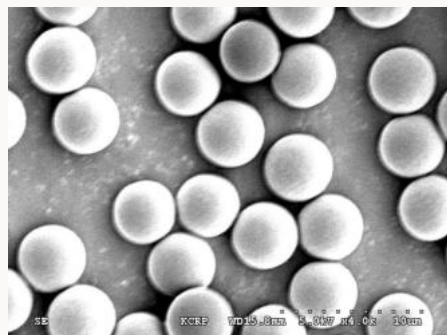
## Key Characteristic of Diasphere®

### New Products

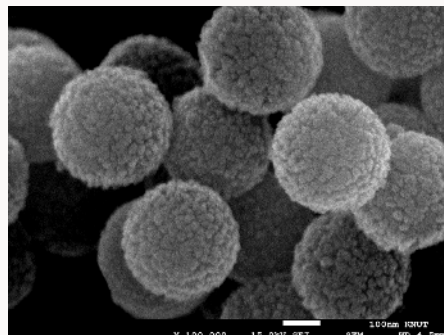
Shape controlled bead



Monodispersed PMMA



Special surface treatment bead with several types of material like metal and inorganic by customer's requirements





# Display

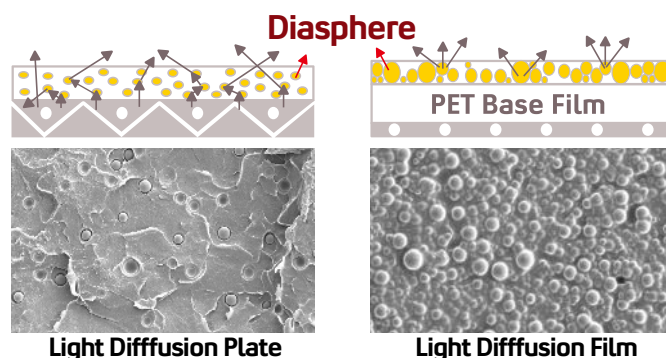
Diffusion Film  
Diffusion Plate for LCD Backlight Module



## Characteristic of Diasphere<sup>®</sup> for Display

### LCD Light diffusion film and plate

- Narrow Particle Size Distribution Gives High Luminance
- Excellent diffusion effect with higher transmittance
- Almost Parallel Light [Important for LCD Backlight Unit]
- Easy Dispersion in Solvents and Waterborne and Excellent Solvent & Weather Resistance



### Feature of MH-Series

	ASP Diasphere <sup>®</sup> MH-10FD	Competitor "S"
Average Particle Size	10 $\mu$ m	10 $\mu$ m
Distribution(C.V.%)	13.5%	40.2%
Thermal stability (wt% Loss at 300 °C)	1.05%	1.40%
Water Contents	0.4%	0.8%
Residual Monomer	0ppm	0ppm
Distinction	Narrow size distribution Excellent diffusion effect	Broad size distribution
SEM Image		

• C.V.% : (Standard Deviation/ Average particle size) x 100

### Luminance of Diffusion Film

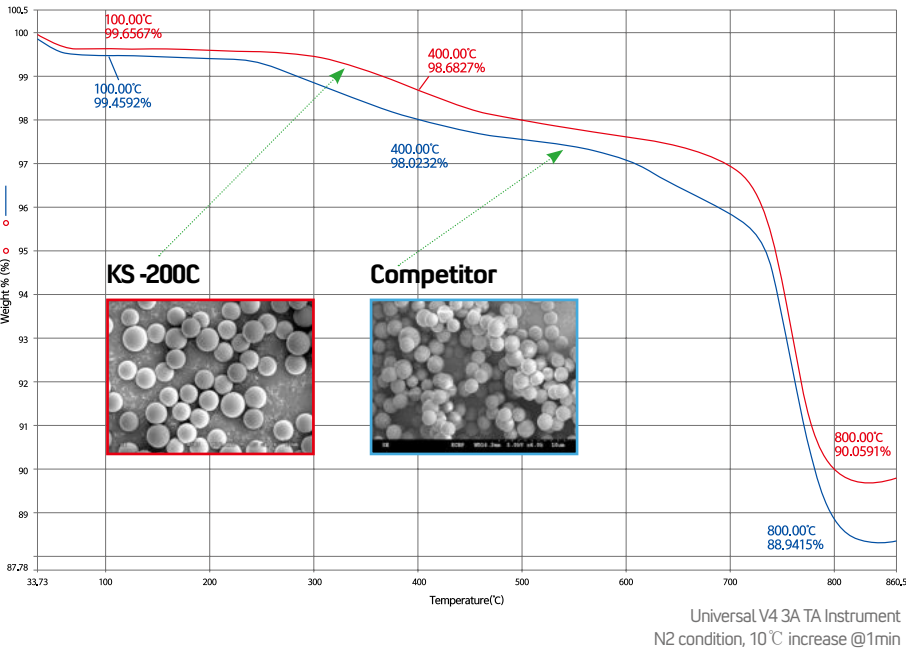
- Show almost same luminance compared with monodispersed PMMA

	Luminance (cd/m <sup>2</sup> )							
	1 sheet	(%)	2 sheet	(%)	3 sheet	(%)	1 sheet + BEF	(%)
ASP MH-10FD	1619	0	1889	0	1962	0	2656	0
Competitor "S" Polydispersed	1440	-11.0	1615	-14.5	1738	-11.4	2567	-3.4
Competitor "S" monodispersed	1618	-0.1	1886	-0.2	1954	-0.4	2658	+0.1

# Characteristic of Diasphere® for Display

## Features of KS-Series(Silicone Bead)

- KS-200C has more excellent heat stability than competitor
- Suitable for high temperature process system such as polycarbonate



## Luminance of Diffusion Plate

Total Loading (%)	KS-200C	Competitor	KS-200C	Competitor	KS-200C	Competitor
	0.3		0.5		0.7	
Haze	98.05	98.03	98.17	98.09	98.65	98.66
TT	83.88	84.04	76.48	75.32	70.74	71.46
DF	82.25	82.39	75.08	73.88	69.79	70.5
PT	1.64	1.66	1.4	1.44	0.95	0.96
Luminance	4591.5	4563.5	4617.9	4631	4528.8	4534.8
△ Luminance	0.61%	-	-0.28%	-	-0.13%	-
Coordinate x	0.2437	0.2440	0.2448	0.2450	0.2448	0.2448
( △ x)	-0.0003	-	-0.0002	-	0.0000	-
Coordinate y	0.2264	0.2259	0.2283	0.2287	0.2288	0.2285
( △ y)	0.0005	-	-0.0004	-	0.0003	-

- Dispersed silicone bead in PS matrix resin.
- One layer plate with 1.5T thickness using Single Extruder.
- Measure Luminance using BM7 and Optical properties using NDH2000.



# Lighting Plate

LED Lighting Cover  
Conventional Sign Board Cover



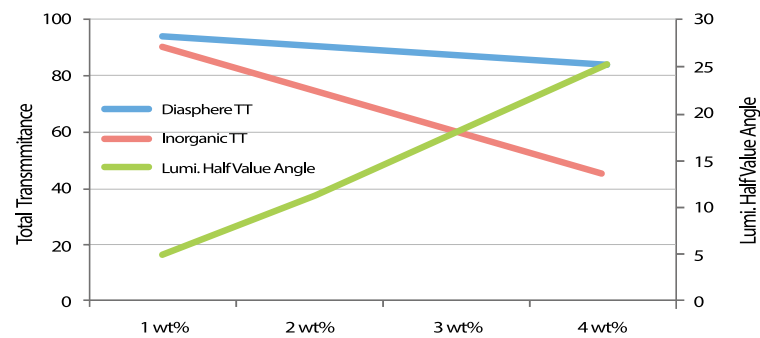
## Characteristic of Diasphere<sup>®</sup> for Lighting Plate

### Functions

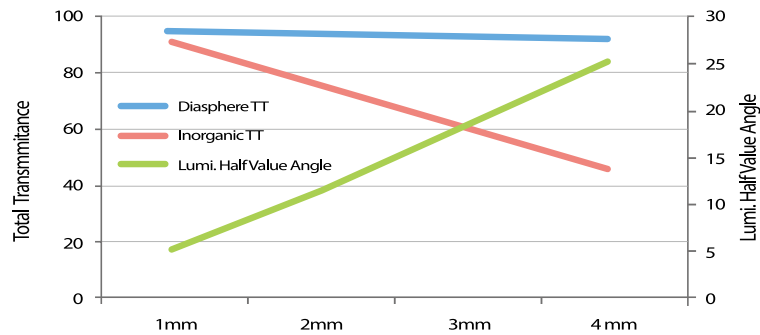
- Excellent diffusion effect with higher transmittance : over 85 % transmittance and haze can be obtained at the same time
- Much higher output ratio of incident light compared to inorganics
- Much lower impact strength depression compared to inorganics : cost and energy saving, flexibility for choosing matrix resin

### Applications

- Light diffusing agent for diffusing plate of LCD and lighting cover of LED
- Optical properties on concentration



- Optical properties on thickness



- Optical Properties of PC Diffusing Plate with MH-10FD and TiO<sub>2</sub>

Sample	Optical Properties			
	Haze	TT	DF	PT
MH-10FD 0.5%	64.26	87.95	56.52	31.43
MH-10FD 1.0%	85.75	85.59	73.39	12.20
TiO <sub>2</sub> 0.02%	18.50	91.40	15.60	75.80
TiO <sub>2</sub> 0.5%	84.20	60.60	51.10	9.50

• TT : Total Transmittance(PT+DF), DF : Diffusion, PT : Parallel Transmittance

• Haze = DF/TT×100

• 2 mm Sheet



## Characteristic of Diasphere<sup>®</sup> for Lighting Plate

### Optical Properties of Diffusing Plate with KS-200C in PC Matrix

KS-200C, PC Matrix

0.5%	Hz	TT	DF	PT	1.0%	Hz	TT	DF	PT
1.0 T	98.77	74.82	73.90	0.92	1.0 T	99.63	63.65	63.41	0.24
1.5 T	99.48	65.21	64.87	0.34	1.5 T	99.70	56.72	56.55	0.17
2.0 T	99.59	58.93	58.69	0.24	2.0 T	99.73	52.09	51.95	0.14
2.5 T	99.65	53.57	53.38	0.19	2.5 T	99.73	48.37	48.24	0.13
3.0 T	99.68	49.59	49.43	0.16	3.0 T	99.71	45.33	45.20	0.13
1.5%	Hz	TT	DF	PT	2.0%	Hz	TT	DF	PT
1.0 T	99.71	57.79	57.62	0.17	1.0 T	99.73	54.76	54.61	0.15
1.5 T	99.73	52.68	52.54	0.14	1.5 T	99.74	49.32	49.19	0.13
2.0 T	99.73	48.67	48.54	0.13	2.0 T	99.73	44.92	44.80	0.12
2.5 T	99.73	44.99	44.87	0.12	2.5 T	99.75	40.25	40.15	0.10
3.0 T	99.71	41.72	41.60	0.12	3.0 T	99.73	37.34	37.24	0.10

• Measure optical properties using NDH5000 ISO mode

### Optical Properties of Diffusing Plate with MH-5FHD in PC Matrix

MH-5FHD, PC Matrix

0.5%	Hz	TT	DF	PT	1.0%	Hz	TT	DF	PT
1.0 T	95.50	87.02	83.10	0.92	1.0 T	97.20	87.94	85.48	2.46
1.5 T	97.56	84.68	82.61	2.07	1.5 T	98.60	83.82	82.65	0.17
2.0 T	98.76	78.74	77.76	0.98	2.0 T	99.08	78.92	78.19	0.73
2.5 T	99.15	73.78	73.15	0.63	2.5 T	99.31	73.54	73.03	0.51
3.0 T	98.97	76.63	75.84	0.79	3.0 T	99.41	68.24	67.84	0.40
1.5%	Hz	TT	DF	PT	2.0%	Hz	TT	DF	PT
1.0 T	98.72	84.13	83.05	1.08	1.0 T	99.27	78.23	77.66	0.57
1.5 T	99.29	76.19	75.65	0.54	1.5 T	99.54	68.88	68.56	0.32
2.0 T	99.45	69.59	69.21	0.38	2.0 T	99.61	62.10	61.86	0.24
2.5 T	99.56	63.49	63.21	0.28	2.5 T	99.66	55.48	55.29	0.19
3.0 T	99.60	58.05	57.82	0.23	3.0 T	99.67	51.79	51.62	0.17

• Measure optical properties using NDH5000 ISO mode

## Characteristic of Diasphere<sup>®</sup> for Lighting Plate

### Optical Properties of Diffusing Plate with the mixture of KS-200C and MH-5FHD in PC Matrix

KS200C 0.5%+5FHD 0.25%

0.5%	Hz	TT	DF	PT
1.0 T	98.45	77.96	76.75	1.21
1.5 T	99.28	69.89	69.39	0.50
2.0 T	99.52	62.71	62.41	0.30
2.5 T	99.60	57.31	57.08	0.23
3.0 T	99.64	52.97	52.78	0.19

KS200C 0.5%+5FHD 0.5%

0.5%	Hz	TT	DF	PT
1.0 T	98.76	77.44	76.48	0.96
1.5 T	99.41	68.25	67.85	0.40
2.0 T	99.56	61.46	61.19	0.27
2.5 T	99.64	56.12	55.92	0.20
3.0 T	99.67	51.57	51.40	0.17

KS200C 0.5%+5FHD 0.75%

0.5%	Hz	TT	DF	PT
1.0 T	99.01	76.38	75.62	0.76
1.5 T	99.45	67.56	67.19	0.37
2.0 T	99.59	60.56	60.31	0.25
2.5 T	99.66	55.27	55.08	0.19
3.0 T	99.67	50.95	50.78	0.17

KS200C 1.0%+5FHD 0.25%

0.5%	Hz	TT	DF	PT
1.0 T	99.53	68.07	67.75	0.32
1.5 T	99.66	59.64	59.44	0.20
2.0 T	99.70	54.13	53.97	0.16
2.5 T	99.72	50.31	50.17	0.14
3.0 T	99.72	46.93	46.80	0.13

KS200C 1.0%+5FHD 0.5%

0.5%	Hz	TT	DF	PT
1.0 T	99.54	67.74	67.43	0.31
1.5 T	99.66	59.20	59.00	0.20
2.0 T	99.72	53.69	53.54	0.15
2.5 T	99.72	49.85	49.71	0.14
3.0 T	99.72	46.55	46.42	0.13

KS200C 1.0%+5FHD 0.75%

0.5%	Hz	TT	DF	PT
1.0 T	99.61	66.11	65.85	0.26
1.5 T	99.69	57.89	57.71	0.18
2.0 T	99.70	53.07	52.91	0.16
2.5 T	99.72	49.29	49.15	0.14
3.0 T	99.72	45.81	45.68	0.13

KS200C 1.5%+5FHD 0.25%

0.5%	Hz	TT	DF	PT
1.0 T	99.67	61.39	61.19	0.20
1.5 T	99.73	54.84	54.69	0.15
2.0 T	99.72	50.88	50.74	0.14
2.5 T	99.75	47.20	47.08	0.12
3.0 T	99.73	44.15	44.03	0.12

KS200C 1.5%+5FHD 0.5%

0.5%	Hz	TT	DF	PT
1.0 T	99.70	60.69	60.51	0.18
1.5 T	99.72	54.44	54.29	0.15
2.0 T	99.74	50.50	50.37	0.13
2.5 T	99.74	46.80	46.68	0.12
3.0 T	99.73	43.74	43.62	0.12

\* Measure optical properties using NDH5000 ISO mode

## Characteristic of Diasphere® for Lighting Plate

### Optical Properties of Diffusing Plate with KS-200C and MH-5FHD in PS Matrix

#### KS-200C

0.5%	Hz	TT	DF	PT	1.0%	Hz	TT	DF	PT
1.0 T	97.66	80.93	79.04	1.89	1.0 T	99.41	72.47	72.04	0.43
1.5 T	99.17	71.95	71.35	0.60	1.5 T	99.64	63.40	63.17	0.23
2.0 T	99.45	66.00	65.64	0.36	2.0 T	99.71	57.77	57.60	0.17
2.5 T	99.56	59.34	59.08	0.26	2.5 T	99.72	53.02	52.87	0.15
3.0 T	99.64	56.01	55.81	0.20	3.0 T	99.74	49.93	49.80	0.13
1.5%	Hz	TT	DF	PT	2.0%	Hz	TT	DF	PT
1.0 T	99.64	66.39	66.15	0.24	1.0 T	99.71	61.56	61.38	0.18
1.5 T	99.72	69.67	59.50	0.17	1.5 T	99.75	56.64	56.50	0.14
2.0 T	99.75	55.05	54.91	0.14	2.0 T	99.74	52.87	52.73	0.14
2.5 T	99.75	51.44	51.31	0.13	2.5 T	99.74	49.68	49.55	0.13
3.0 T	99.73	48.72	48.59	0.13	3.0 T	99.74	46.79	46.67	0.12

#### MH-5FHD

0.5%	Hz	TT	DF	PT	1.0%	Hz	TT	DF	PT
1.0 T	90.18	89.75	80.94	8.81	1.0 T	96.97	88.53	85.85	2.68
1.5 T	95.29	87.92	83.78	4.14	1.5 T	98.48	84.27	82.99	1.28
2.0 T	97.32	85.35	83.06	2.29	2.0 T	99.03	79.65	78.88	0.77
2.5 T	98.22	82.39	80.92	1.47	2.5 T	99.28	74.54	74.00	0.54
3.0 T	98.97	75.89	75.11	0.78	3.0 T	99.43	68.87	68.48	0.39
1.5%	Hz	TT	DF	PT	2.0%	Hz	TT	DF	PT
1.0 T	98.36	86.04	84.63	1.41	1.0 T	98.93	82.97	82.08	0.89
1.5 T	99.13	79.30	78.61	0.69	1.5 T	99.38	74.27	73.81	0.46
2.0 T	99.37	73.30	72.84	0.46	2.0 T	99.54	67.30	66.99	0.31
2.5 T	99.49	66.91	66.57	0.34	2.5 T	99.61	61.40	61.16	0.24
3.0 T	99.57	60.94	60.68	0.26	3.0 T	99.63	56.44	56.23	0.21

#### KS-200C+MH-5FHD 50/50 Mixture

0.5%	Hz	TT	DF	PT	1.0%	Hz	TT	DF	PT
1.0 T	94.95	86.69	82.31	4.38	1.0 T	98.93	78.50	77.66	0.84
1.5 T	97.95	81.28	79.61	1.67	1.5 T	99.44	70.03	69.64	0.39
2.0 T	98.84	76.52	75.63	0.89	2.0 T	99.62	62.62	62.38	0.24
2.5 T	99.23	71.16	70.61	0.55	2.5 T	99.65	57.38	57.18	0.20
3.0 T	99.40	66.42	66.02	0.40	3.0 T	99.68	53.11	52.94	0.17
1.5%	Hz	TT	DF	PT	2.0%	Hz	TT	DF	PT
1.0 T	99.53	70.40	70.07	0.33	1.0 T	99.63	67.16	66.91	0.25
1.5 T	99.67	62.70	62.49	0.21	1.5 T	99.72	59.64	59.47	0.17
2.0 T	99.72	56.96	56.80	0.16	2.0 T	99.73	54.79	54.64	0.15
2.5 T	99.74	53.08	52.94	0.14	2.5 T	99.75	51.42	51.29	0.13
3.0 T	99.74	49.36	49.23	0.13	3.0 T	99.73	48.81	48.68	0.13

\* Measure optical properties using NDH5000 ISO mode

Characteristic of  
Diasphere<sup>®</sup>  
for Lighting Plate

Optical Properties of Diffusing Plate with KS-200C in PMMA Matrix

KS-200C, PMMA Matrix



0.5%	Hz	TT	DF	PT	1.0%	Hz	TT	DF	PT
1.0 T	92.81	93.15	86.45	6.70	1.0 T	97.91	91.39	89.48	1.91
1.5 T	96.42	92.49	89.18	3.81	1.5 T	98.76	87.77	86.68	1.09
2.0 T	97.62	91.34	89.17	2.17	2.0 T	99.18	82.43	81.75	0.68
2.5 T	98.18	89.93	88.29	1.64	2.5 T	99.31	78.17	77.63	0.54
3.0 T	98.69	87.08	85.94	1.14	3.0 T	99.44	73.24	72.83	0.41

1.5%	Hz	TT	DF	PT	2.0%	Hz	TT	DF	PT
1.0 T	98.77	88.44	87.35	1.09	1.0 T	99.15	85.00	84.28	0.72
1.5 T	99.25	81.84	81.23	0.61	1.5 T	99.49	74.51	74.13	0.38
2.0 T	99.45	74.84	74.43	0.41	2.0 T	99.59	68.32	68.04	0.28
2.5 T	99.54	69.45	69.13	0.32	2.5 T	99.63	64.01	63.44	0.24
3.0 T	99.59	63.52	63.26	0.26	3.0 T	99.65	59.19	58.98	0.21

\* Measure optical properties using NDH5000 ISO mode

# Coating

Matting/Texture for Paint and Ink  
Anti-slip for Leather coating



## Characteristic of Diasphere® for Coating

### [ Plastic Coating ]



### [ PCM Coating ]



## Functions

- Abrasion & Scratch Resistance
- Surface texturing soft feel effect
- Gloss Control
- Anti-blocking  
(Coefficient of friction control, Dry lubricant effect)

## Applications

### Paint/Ink and Leather additives

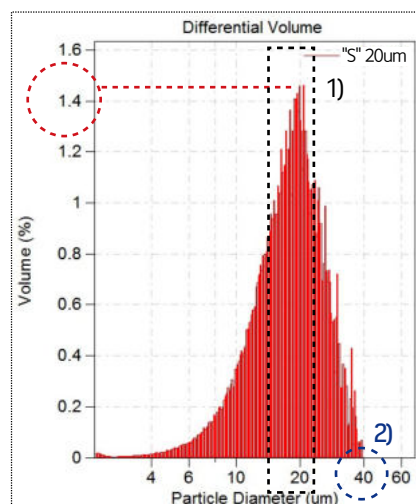

- Texture agent
- Matting agent
- Anti scratch agent
- Rheology control agent etc.

## Size Distribution

- Narrow Distribution : Easy to achieve targeting texture
- Control un-expected large size particle : Smooth texture surface

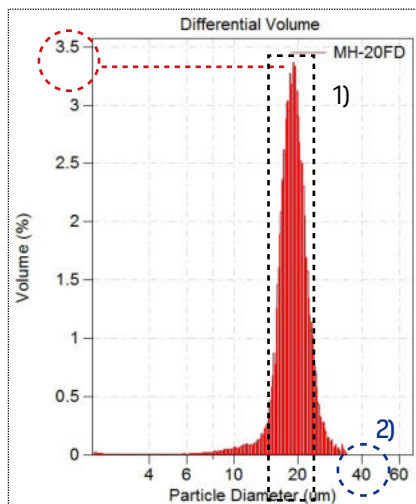

"S" 20um

Avg. : 18.4 um  
C.V. : 35.3%  
D100 : 38um



ASP MH-20FD






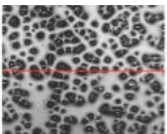






Avg. : 19.1 um  
C.V. : 17.3%  
D100 : 35um



## Characteristic of Diasphere<sup>®</sup> for Coating

### Save the Resource

- Same Texture Design, Less than 30% Texture Agents
- Support customer to save the resource

	Competitor 20um(5%)	MH-20FD(2%)	MH-20FD(3.5%)	MH-20FD(5%)
3D				
2D				
Surface Roughness				
Ra	4.448	3.738	4.319	4.69

• Ra : Roughness Average

### Leather Coating

- To improve the leather surface such as anti-scratch, matting, and processability.
- Recommended grade : MH-5FD, BH-5.

	Component	Size(um)	Softness*	Friction**
MH-5FD	Polymethymethacrylate	5	○ 27.0	0.39
BH-5	Polybutylmethacrylate	5	○ 10.4	0.39
Silica	Silica	5	● 340	0.50


\* Softness : Hard(●) → Soft(○), 10% compression results

\*\* Static friction  $\mu_s$  (Toyoseiki, 5% dosage)

Car Seat



Diasphere<sup>®</sup> MH-5FD





# Additive For Film/Plastic

Anti-Blocking for Film  
Anti-Glare for Film  
Texturing for plastic surface



## Characteristic of Diasphere<sup>®</sup> for Additives



### Functions

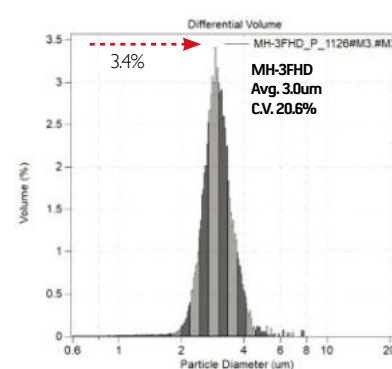
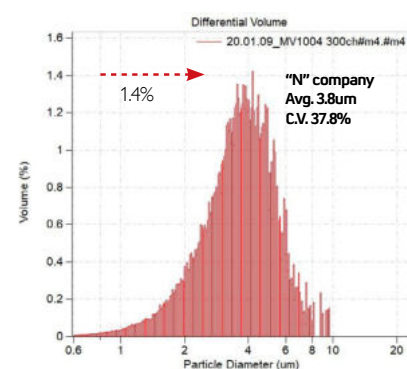


- Anti-blocking (Coefficient of friction control, Dry lubricant effect) for polyolefin films
- Anti-glare effect for various functional films
- Texturing of plastic surface for delustering unique design

### Applications

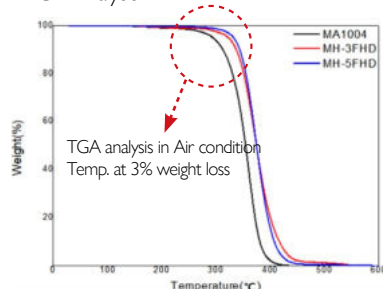
Polyolefin film (BOPP, CPP) for packaging, functional films for electronic devices and several types of plastic (PC, PS, PMMA, ABS)

- Matting agent
- Anti blocking agent
- Anti scratch/glare agent
- Rheology control agent etc.

### Comparison with competitor



- TGA Analysis in Air

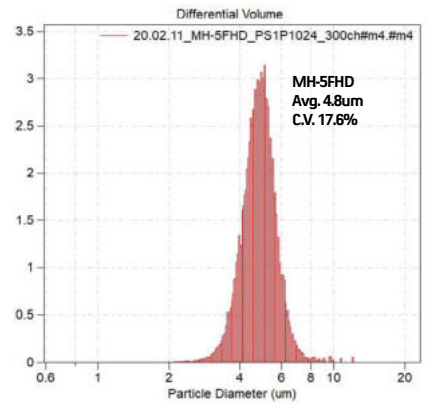

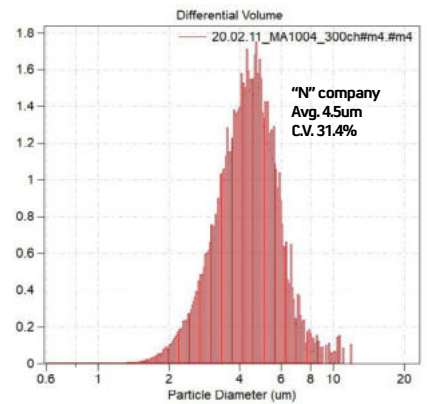



- Temp. at 3% weight loss

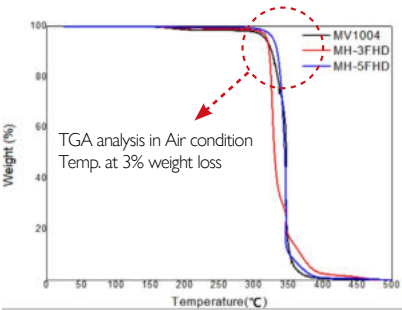
Grade	N <sub>2</sub> (°C)	Air(°C)
"N" 1	278	
"N" 2		309
MH-3FHD	306	315
MH-5FHD	320	322

Characteristic  
of Diasphere®  
for Additives

Comparison with competitor











• TGA Analysis in Air



• Temp. at 3% weight loss

Grade	N2(°C)	Air(°C)
"N" 1	278	
"N" 2		309
MH-3FHD	306	315
MH-5FHD	320	322

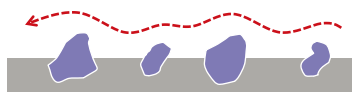
• Furnace test at 300°C and weight loss ratio after 10min and 20min

	Competitor "N"1	Competitor "N"2	MH-3FHD	MH-5FHD
10min at 300°C	 1.29%	 1.49%	 0.6%	 0.2%
20min at 300°C	 15.45%	 3.68%	 1.6%	 1.5%

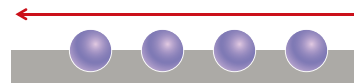
## Characteristic of Diasphere® for Additives

### Anti-blocking for Packaging film(BOPP and CPP)

- Very spherical polymer bead lower the static and dynamic friction value.
- Compared with competitor's PMMA and Silica, we have very narrow particle size distribution and spherical shape that leads very smooth protrusion and lower friction value.



Silica  
Static friction 0.50us  
Dynamic friction 0.35us

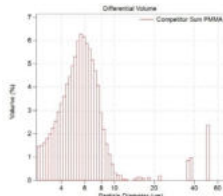


MH-5FHD  
Static friction 0.39us  
Dynamic friction 0.30us


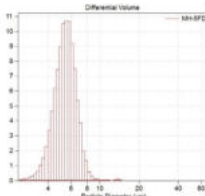


Competitor PMMA

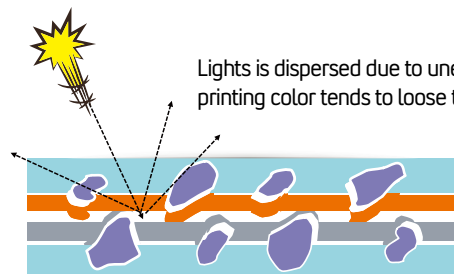
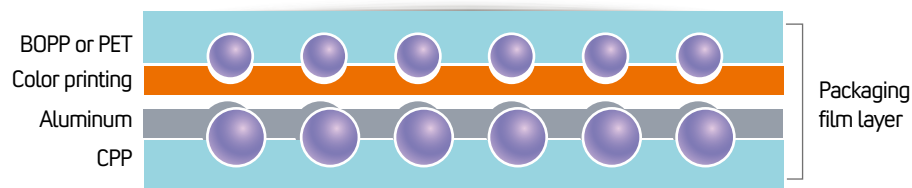

Competitor PMMA  
Avg. 5um  
C.V. 42%



MH-5FHD  
Avg. 5um  
C.V. 20%

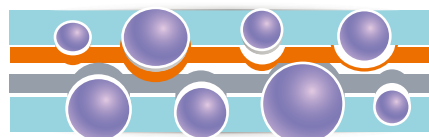


KS-200C



Fumed Silica

Lights is dispersed due to uneven surface of both layers and printing color tends to loose their own color



Broad distribution PMMA

## Characteristic of Diasphere® for Additives

### Anti-blocking for film

- Various size and materials can be supplied for the customer's requirement.
- All of the product show the more enhanced friction coefficient.

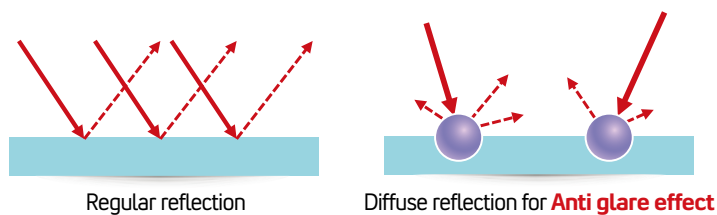
	Component	Size(um)	Softness*	Friction**
MH-3FHD	Polymethymethacrylate	3	● 27.0	0.39
MH-4FHD	Polymethymethacrylate	4	● 27.0	0.39
MH-5FHD	Polymethymethacrylate	5	● 27.0	0.39
BH-5	Polymethymethacrylate	5	○ 10.4	0.39
MS-5FHC	Polystyrene	5	● 25.0	0.39
KS-200C	Polymethylsilsesquioxane	2	○ 14.9	0.38
Silica	Silica	5	● 340	0.50

\* Softness : Hard(●) → Soft(○), 10% compression results

\*\* Static friction/μs (Toyoseiki, 5% dosage)

### Anti-glare coating for film

- We have several types of polymer beads with different refractive index.
- Also, several size polymer beads can be used for Anti-glare effects.




### Recommended anti-glare agent

Grade	Particle size	C.V.	Refractive index
MH-3FHD	3um	< 25%	1.49
MH-4FHD	5um	< 20%	1.49
MH-5FD/5FHD	5um	< 20%	1.49
MS-5FHC	5um	< 20%	1.56
KS-200	2um	< 10%	1.42
KS-300	3um	< 10%	1.42
KS-500	5um	< 10%	1.42

## Characteristic of Diasphere<sup>®</sup> for Additives

### Texture design of plastic surface in extrusion and casting

- Uniform particle size distribution give even and controlled texture surface of plastic for interior/ exterior of home appliance and car.
- Well dispersed in several types of resin and various size particles from 10um to 80um can be applied in accordance with desired design.



### Recommended texture design additives

Grade	Particle size	C.V.	Refractive index
MH-15FD	14um	< 25%	1.49
MH-20FD	20um	< 20%	
MH-25FD	24um	< 20%	
MH-30FD	30um	< 20%	
MH-40FD	40um	< 20%	
MH-60FD	60um	< 20%	
MH-80FD	80um	< 20%	





# Cosmetic

Make-up & Powder  
Two-way Powder Foundation  
Skin care  
Sunscreen  
Eye Brightener, Lipstick  
Pressed Brush Powder  
Nail Polish



## Characteristic of Diasphere<sup>®</sup> for Cosmetic Filler

### Functions

- Touch modifying agent
- Soft feel effect
- Gloss control
- Concealing effect to hide defects

### Applications


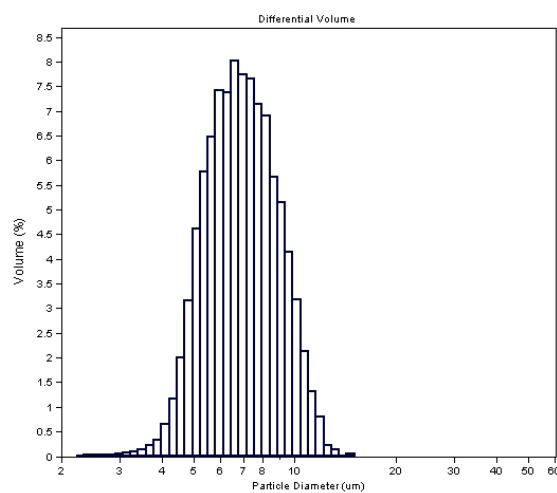
- Make up cosmetic
- Skin care cosmetic
- Personal care cosmetic
- Functional cosmetic

### Grades

Description	INCI	Grade	ParticleSize		Remark
			Avg.( $\mu\text{m}$ )	C.V.(%)	
PMMA	Methyl methacrylate cross polymer	MH-7C	7	<35	Normal bead
		MH-7P	7		Porous bead
		MH-7P++	7		Higher porous bead
Silicone	Polymethylsiloxane	KS-200C	2	<20	Silicone bead
		KS-500	5		
		KS-1000	10		
Silica	Silica	KSS-800TE	8	<60	Triethoxycaprylsilane coating Silica
		KSS-1000	10		Normal Silica

• C.V.(Coefficient of Variance) : Standard deviation/Avg. size

### Features of MH-7C(Polymethylmethacrylate)

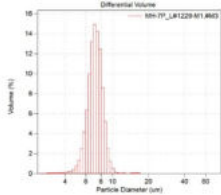
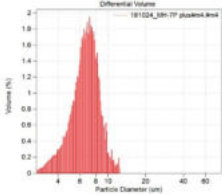
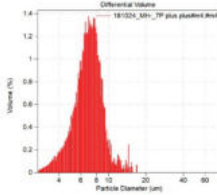





- Average particle size : 7.12 $\mu\text{m}$
- C.V. : 24.7%




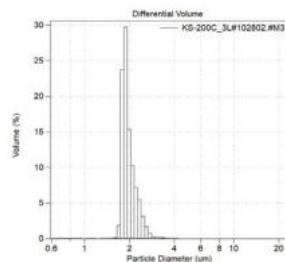
## Characteristic of Diasphere® for Cosmetic Filler

### Features of MH-7P(Porous Polymethylmethacrylate)

Name	MH-7P	MH-7P +	MH-7P ++
Particle distribution graph			
Particle size(μm)	7.034	6.726	7.000
C.V(%)	16.2	24.4	26.6
Oil absorption(cc/g)	0.65	1.15	1.80
SEM Image (10K)			


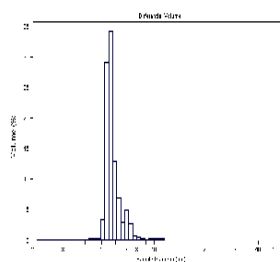
### Features of KS-Series(Silicone)

KS-200C




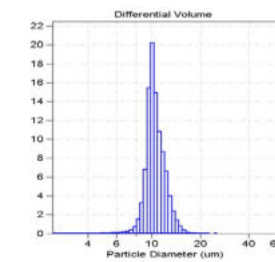
• Avg. size : 2μm

KS-500



• Avg. size : 5μm

KS-1000



• Avg. size : 9μm

	pH	Moisture Contents(%)	Oil absorption		
			Liquid Paraffine	Propylen Glycol	Butylene Glycol
Competitor	6.7	0.56/0.58/0.61	0.56g	0.56g	0.72g
KS-500	6.8	0.45/0.52/0.62	0.58g	0.58g	0.69g

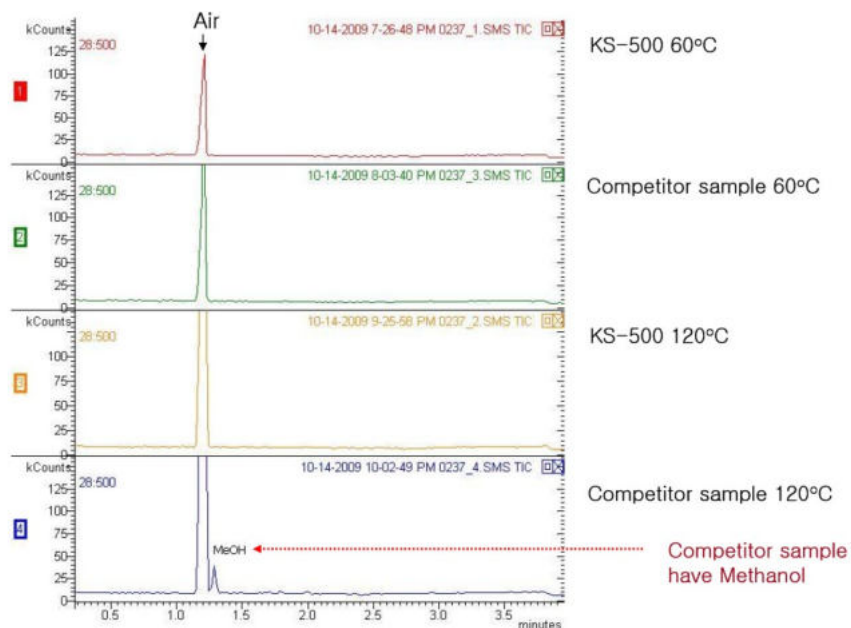
- Moisture Contents : METTLER TOLEDO 120 °C 30min
- Oil Absorption : Wt. of Sample in grams



## Characteristic of Diasphere<sup>®</sup> for Cosmetic Filler


### Features of KS-Series(Silicone)

- No Materials detected 60 °C, 120 °C in KS-500
- Competitor sample contain MeOH and it comes out 120 °C



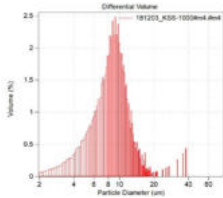
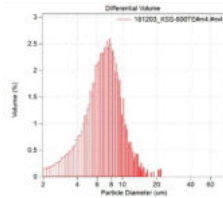


- We spread the powder in a SUS pan by Roller to form a pressed cake.
- Then, a drop of Butylene glycol was applied through a syringe.

	Contact Angle				Average
	1	2	3	4	
Competitor	102.5	98.6	104.8	100.7	101.65
KS-500	113.9	107.4	103.2	110.3	108.7



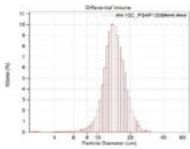

## Characteristic of Diasphere<sup>®</sup> for Cosmetic Filler

### Features of Silica

Name	KSS-1000	KSS-800TE
Particle distribution graph		
Particle size(um)	100	8.2
Surface Treatment	-	Triethoxycaprylsilane
Oil absorption(cc/g)	1.44	1.21
SEM Image(1.0K)		

### Features of Nylon 12

- Nylon 12, AH-10C, has relatively narrow size distribution and softest features among several types of organic particles.

Name	AH-10C
Particle distribution graph	
Particle size(um)	100
CV(%)	22.0
Oil absorption(cc/g)	1.0
SEM Image (1.0K)	

10% Compressive Strength(MPa)	
Nylon	6.293
Silicone	14.917
PU	9.257
PEMA	10.367
PMMA	27.025

Softest bead

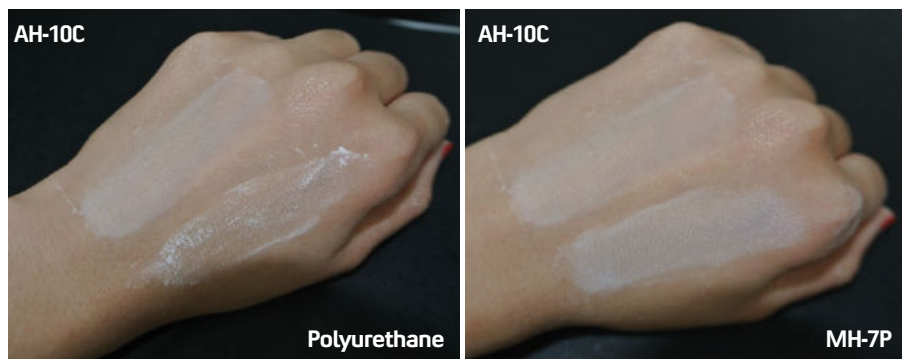
  

Recovery Rate(%)	
Nylon	4.99
Silicone	94.79
PU	6.41
PEMA	16.01
PMMA	12.71

**Test Method**

- K-Value(10% Compressive Strength): Test Force-19.60mN, Loading Speed-0.892mN/sec
- Compression Recovery Rate : Maximum Force-9.810mN, Minimum Force-0.49mN Loading Speed-0.892mN/sec

### Spreadability Test Results





# Diasphere<sup>®</sup>

is Organic Polymer Bead of ASP

[www.aspact.co.kr](http://www.aspact.co.kr)





Diasphere<sup>®</sup> is the registered trademark of  
**Advanced Specialty Polymer** [www.aspect.co.kr](http://www.aspect.co.kr)

본사 및 공장 | 27677 충북 음성군 대소면 대동로530번길 11-16(부윤리 185-3)  
R&D Center | 16681 경기도 수원시 영통구 신원로 88(신동, 디지털엠피아2) 102동 201호  
**Tel.** 031)548-1343 **Fax.** 070)5221-0318 **Email.** macromole@aspect.co.kr · macro@aspect.co.kr

Head office | (27677) 11-16, Daedong-ro 530beon-gil, Daeso-myeon, Eumseong-gun, Chungbuk(185-3, Buyun-ri)  
& factory | #201, 102-dong, 88, Sinwon-ro (Shin-dong, Digital Empire 2), Yeongtong-gu, Suwon-si, Gyeonggi-do, 16681  
R&D Center **Tel.** +82-31-548-1343 **Fax.** +82-70-5221-0318 **Email.** macromole@aspect.co.kr · macro@aspect.co.kr